



Bedienungsanleitung



**Standboxsack
mit Schaumstoff Füllung, 175 cm**

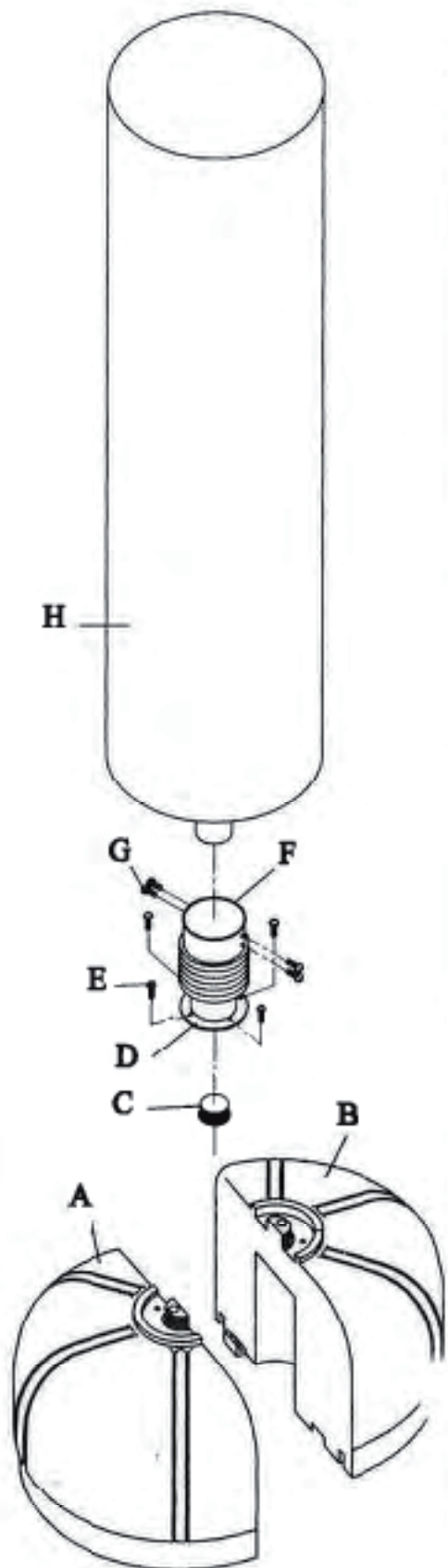
Art.Nr.: 30452

▶▶▶ [zum Produkt ...](#)

Boxsäcke

▶▶▶ [zur Kategorie...](#)

OVERVIEW CHART



HEAVEY TRAINING BOXING AID ASSEMBLY INSTRUCTIONS

- Step 1.** Open the Cap (C) on the Base (A) and Base (B) fills the Base (A) and Base (B) with Sand as shown in Figure B. Fix the Base (A) and Base (B) Then close the Cap (C) tight as shown in Figure A.
- Step 2.** Attach the Bottom Bracket (D) of the Elasticity (F) to the top of the Base (A) with four Screws (E).
- Step 3.** Fix the Boxing Aid (H) with four Screws (G) tighten as shown in Overview Chart.
- ※ Do not use Boxing stand by the hand with other things. (ex: Ring)
 - ※ Do not push the Boxing stand by the hand on body to exceed 45°.

FIGURE A

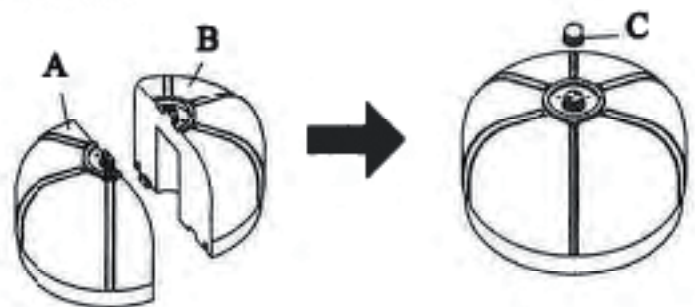
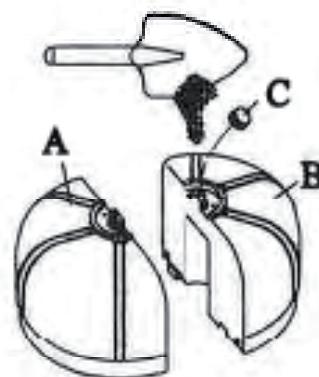


FIGURE B





Sport-Tec
Physio & Fitness

Lemberger Straße 255
D-66955 Pirmasens

Tel.: 06331/1480-0
Fax: 06331/1480-220

info@sport-tec.de
www.sport-tec.de